

# **Marching Maneuvers For The Grenadier Company**

**HM 10th Regiment Of Foot**

**Company & Platoon Evolutions**



**9 February 2008**

**Corp David Kinghorn**

**Captain Richard E Amsterdam  
Officer Commanding**

His Majesty's Tenth Regiment of Foot  
Grenadier Company



## Preface

In 1775 every British Regiment up to the 70th Foot had only one Battalion except for the 60th Foot (Royal Americans) that had two with each organized separately with a full Regimental complement. The appellation *Battalion* was in many respects, therefore, synonymous with the word *Regiment* with the latter being the administrative term, while the former was employed for exercise and commands. For example the caution command was given as *Battalion* rather than *Regiment* before a following command of execution.

In the divisions of the Battalion in the field, some confusion may exist as many writers of the 18th century employed the same terms to denote different entities. However, in most cases, a *Wing* meant a division of half the Battalion on the field. That is, each had a left and a right wing. Two companies made up a *Grand Division*, and counting only the hat-men or Battalion Companies in these latter divisions, there were then four *Grand Divisions* per Battalion (the flank companies were an entity unto themselves).

A *Company* was often referred to as a *Sub-Division*, which simply meant a sub-dividing of the *Grand Division* into two parts. The term *Company* was also an administrative term. As well, a *Company* might be referred to as a *Firing Platoon* in the *Platoon* exercises.

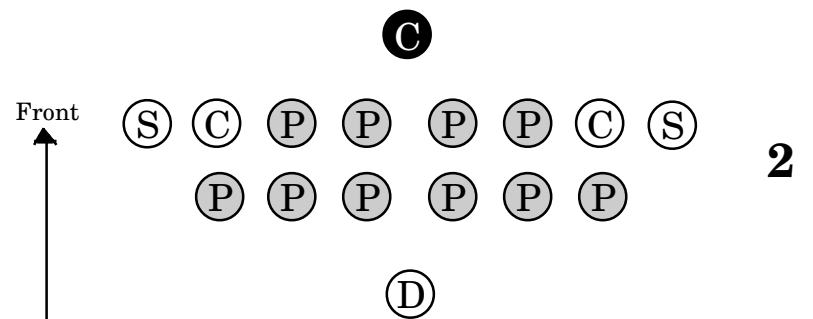
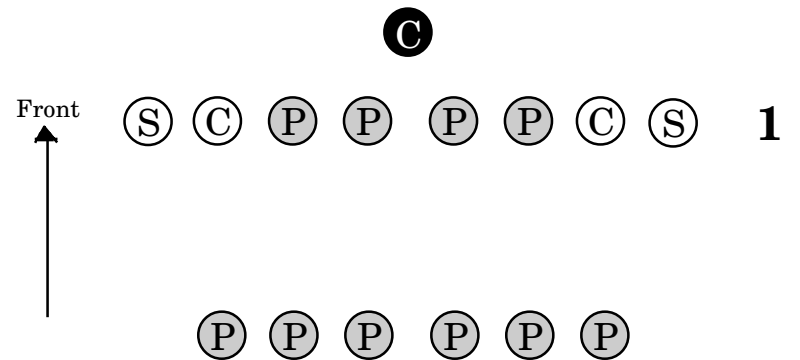
When a *Company* was divided, again it might make up two *Sub-Divisions*, or these might be called *Platoons* too, while a *Section* might refer to half a *Sub-Division* or a sectioning off of the *Company* into three or four parts.

For our purposes, when the Grenadier Company is on the field, either as part of the Battalion or Brigaded with other Grenadier Companies it may be referred to as a *Sub-Division* by the Brigade Commander and whenever possible it will be told off into two *Platoons*. When anything is to be performed by half-companies they will be addressed by the term *Platoon*.

## Closing Ranks Whilst from Slow March from Platoon or Company Front

- 1 GRENADIERS WILL CLOSE RANKS.
- 2 REAR RANK...TAKE CLOSE DISTANCE!

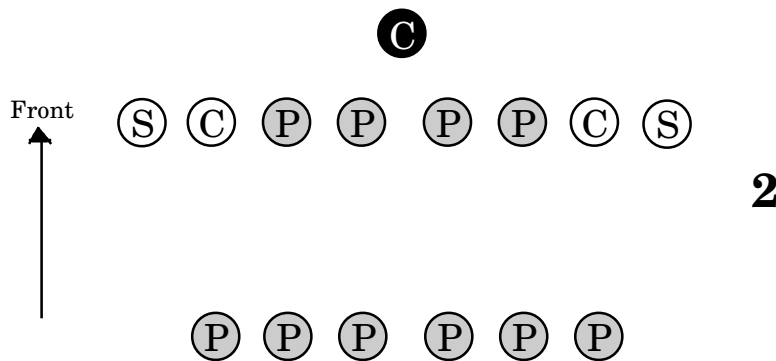
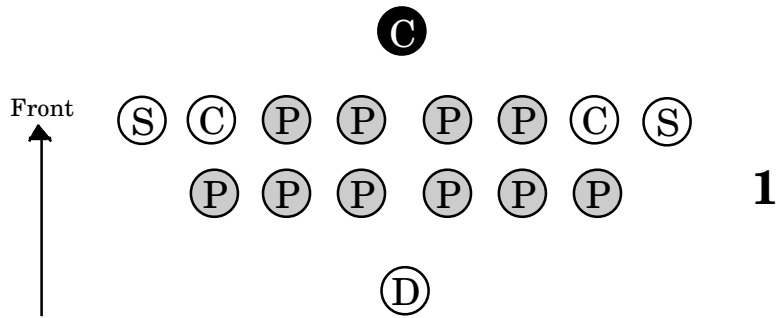
2 This command is given as the left foot strikes the ground. The front rank marches in place for three steps raising high the knee (R-L-R). On the fourth step the front rank steps out.



# Opening Ranks Whilst from Slow March from Platoon or Company Front

- 1 **GRENADIERS WILL OPEN RANKS.**
- 2 **REAR RANK...TAKE OPEN DISTANCE!**

2 This command is given as the left foot strikes the ground. The rear rank marches in place for three steps raising high the knee (R-L-R). On the fourth step the rear rank steps out.

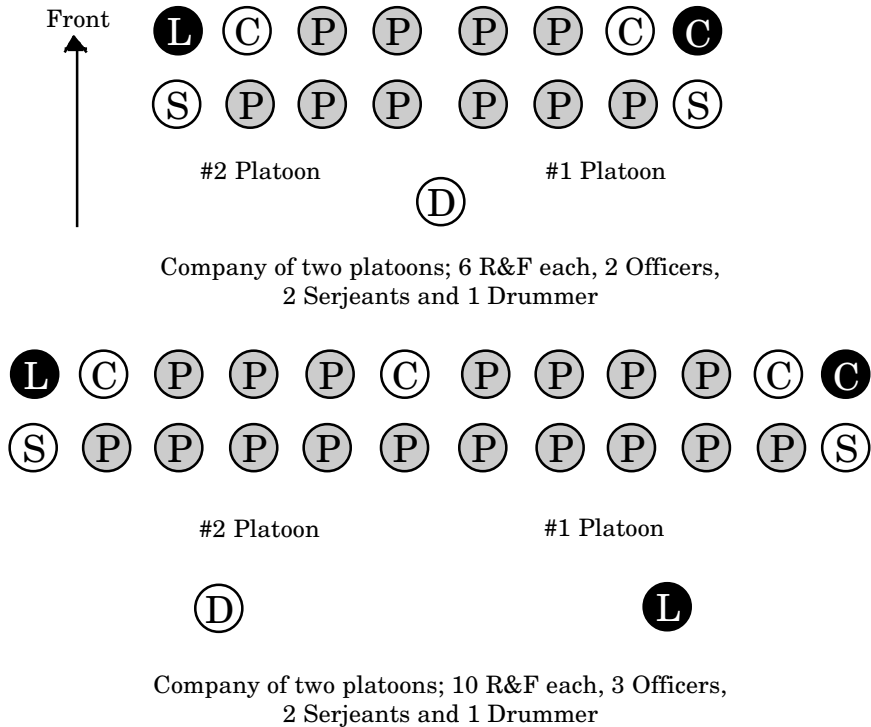


# Contents

- Forming the Grenadier Company ..... 6
- Marching in a column of platoons ..... 7
- Forming column of platoons from company front ..... 8
- Forming company front from column of platoons by wheeling ..... 9
- Forming company front from column of platoons by inclining ..... 10
- Advancing from the right by platoons ..... 11
- Advancing by files from the center ..... 12
- Forming front from a column of files (center) ..... 13
- Advancing by files from the right ..... 14
- Forming front from a column of files ..... 15
- Advancing from the right by Indian files ..... 16
- Forming front from Indian file ..... 17
- Extending to the left (right) ..... 18
- Closing from extended files (right, left) ..... 19
- Extending from the center ..... 20
- Closing from extended files (center) ..... 21
- Firing by ranks whilst advancing)..... 22
- Firing by ranks whilst retreating ..... 23
- Street firing by platoons (while advancing) ..... 24
- Advancing by companies from the right ..... 25
- Advancing by Sub-Divisions from the right ..... 26
- Advancing by Sub-Divisions from the right by wheeling to the left ..... 27
- Opening ranks whilst on the slow march ..... 28
- Closing ranks whilst on the slow march ..... 29

# Formation of the Grenadier Company

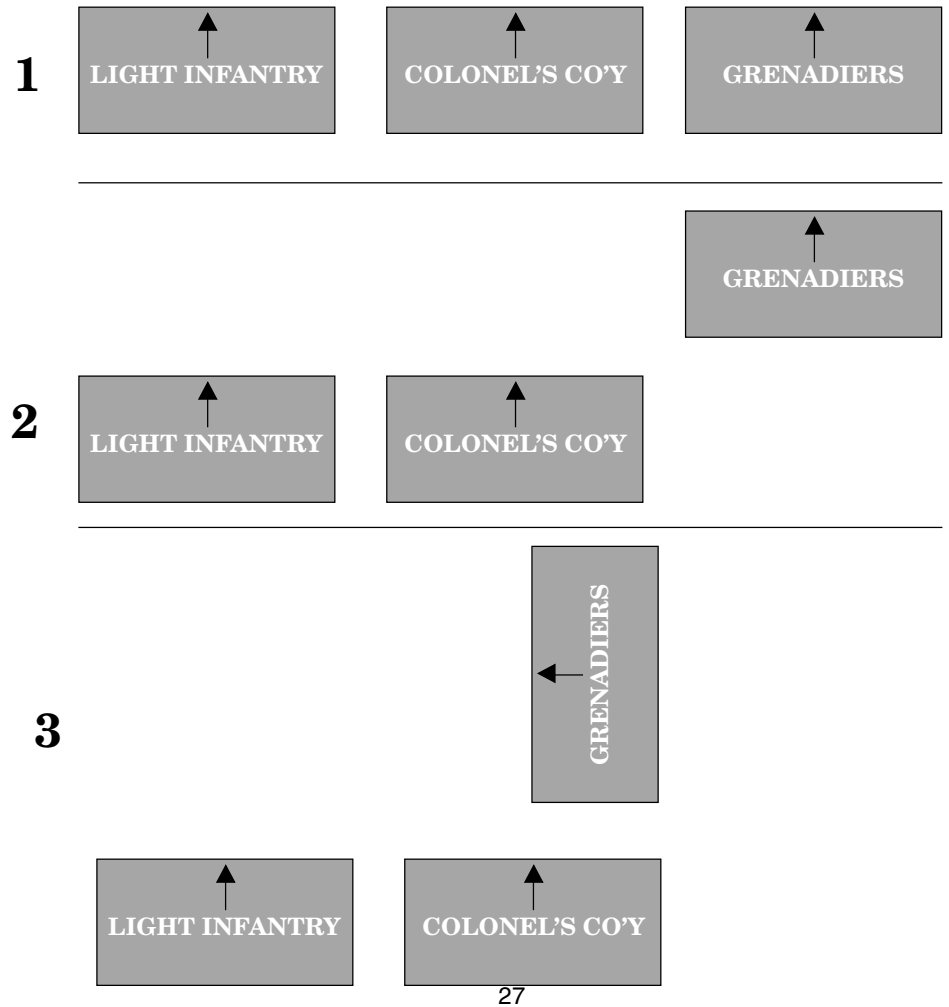
When the Company falls-in, each man is to take his position in his proper place. Leave a gap for missing men. On command the gaps will be filled by the appropriate men.



# Advancing by Sub-Divisions from the Right by Wheeling to the Left (Brigade Formation)

- 1 **BRIGADE WILL ADVANCE FROM THE RIGHT BY SUB-DIVISIONS BY WHEELING TO THE LEFT.**
- 2 **BY SUB-DIVISIONS...FROM THE RIGHT...ADVANCE!**
- 3 **QUICK MARCH!**

- 2 Right hand company marches forward and then wheels to the left, all other companies will wheel to the stand fast
- 3 As soon as the first company passes the next company marches forward and then wheels to the left following the first company.



## Advancing by Sub-Divisions from the Right (Brigade Formation)

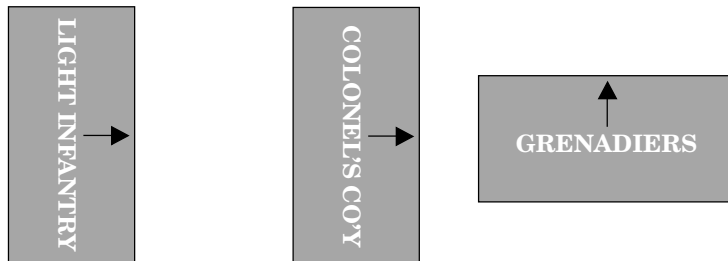
- 1 BRIGADE WILL ADVANCE FROM THE RIGHT BY SUB-DIVISIONS.
- 2 BY SUB-DIVISIONS...FROM THE RIGHT...ADVANCE!
- 3 QUICK MARCH!

- 2 All stand fast.
- 3 Right hand company advances. All other companies will wheel to the right march forward and then wheel to the left as they reach the Grenadier's ground on order of their company commander.

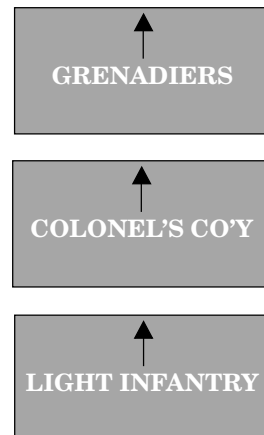
**2**



**3**

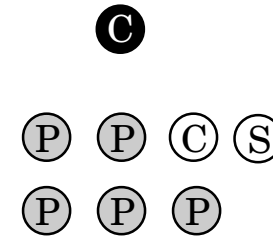


**4**

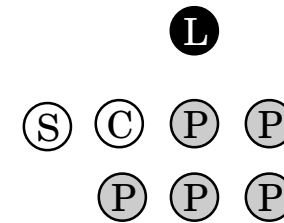


## Marching in a Column of Platoons

Front



6 paces

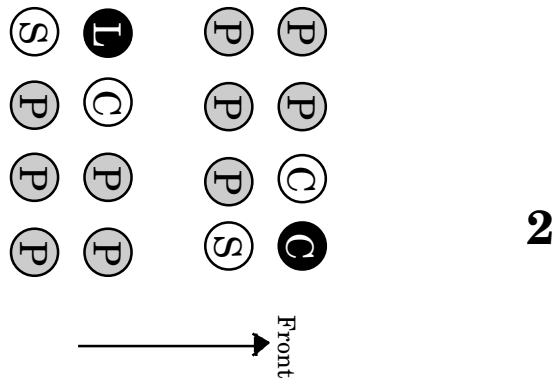
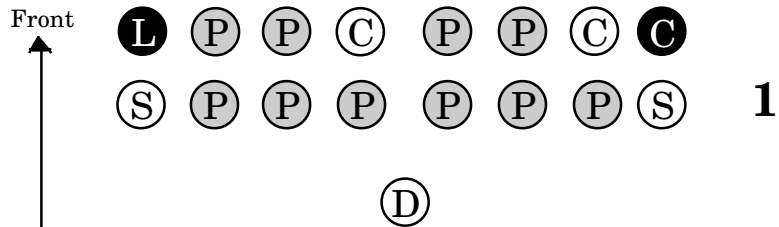


## Forming a Column of Platoons from a Company Front

GRENADIERS WILL WHEEL TO THE RIGHT BY PLATOONS AND FORM COLUMN OF PLATOONS...

BY PLATOONS...RIGHT WHEEL!

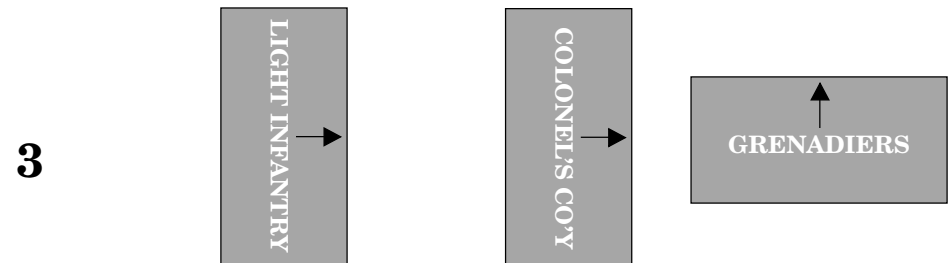
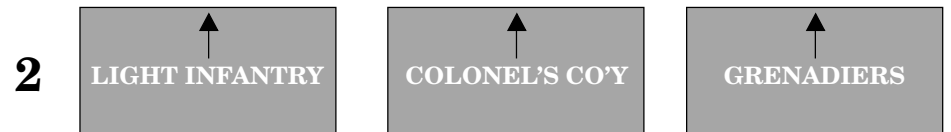
QUICK MARCH!



## Advancing by Companies from the Right (Battalion Formation)

- 1 BATTALION WILL ADVANCE FROM THE RIGHT BY COMPANIES.
- 2 BY COMPANIES...FROM THE RIGHT...ADVANCE!
- 3 QUICK MARCH!

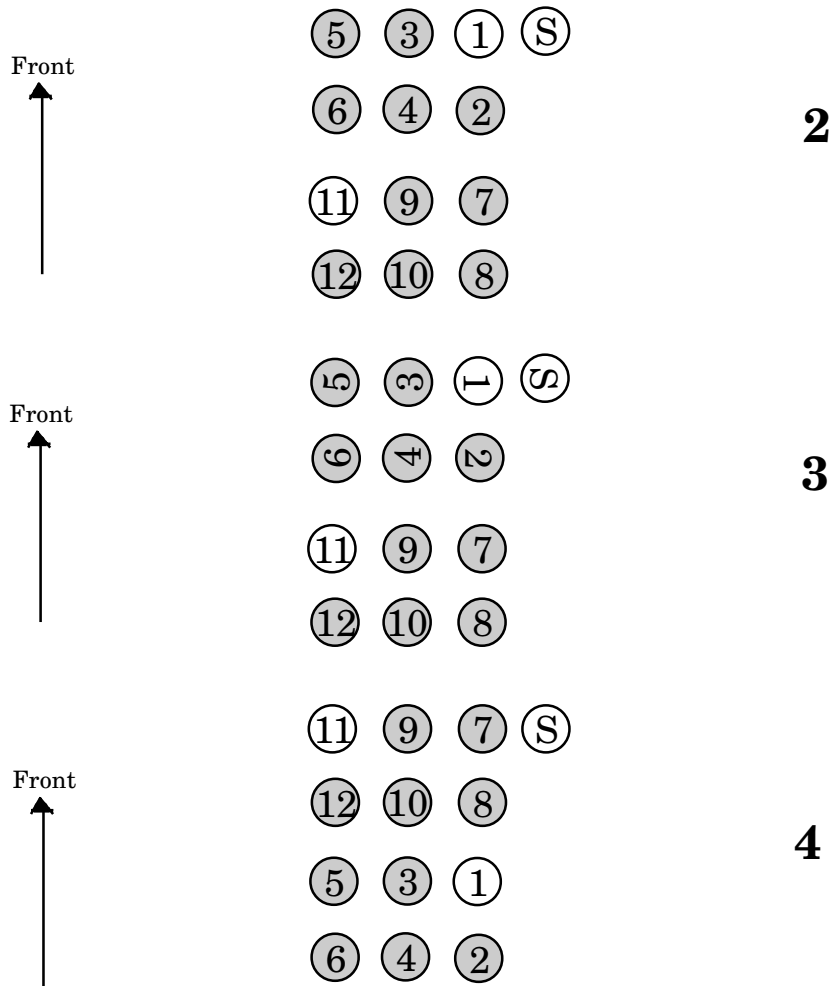
- 2 All stand fast.
- 3 Grenadiers advance. All other companies will wheel to the right march forward and then wheel to the left as they reach the Grenadier's ground on order of their company commander.





## Street Firing by Platoons (while Advancing)

- 1 GRENADIERS WILL PREPARE FOR STREET FIRING BY PLATOONS.
  - 2 #1 PLATOON...MAKE READY! PRESENT! FIRE!
  - 3 #1 PLATOON...RIGHT & LEFT TURN! QUICK MARCH
  - 4 #2 PLATOON...QUICK MARCH... HALT... MAKE READY! PRESENT! FIRE!
- 2 Front rank follows order.  
 3 #1 Platoon files turn outwards, come to recover and wheel down the line of battalion to the rear, about face and wheel into ranks at the rear.  
 4 #2 Platoon follows orders

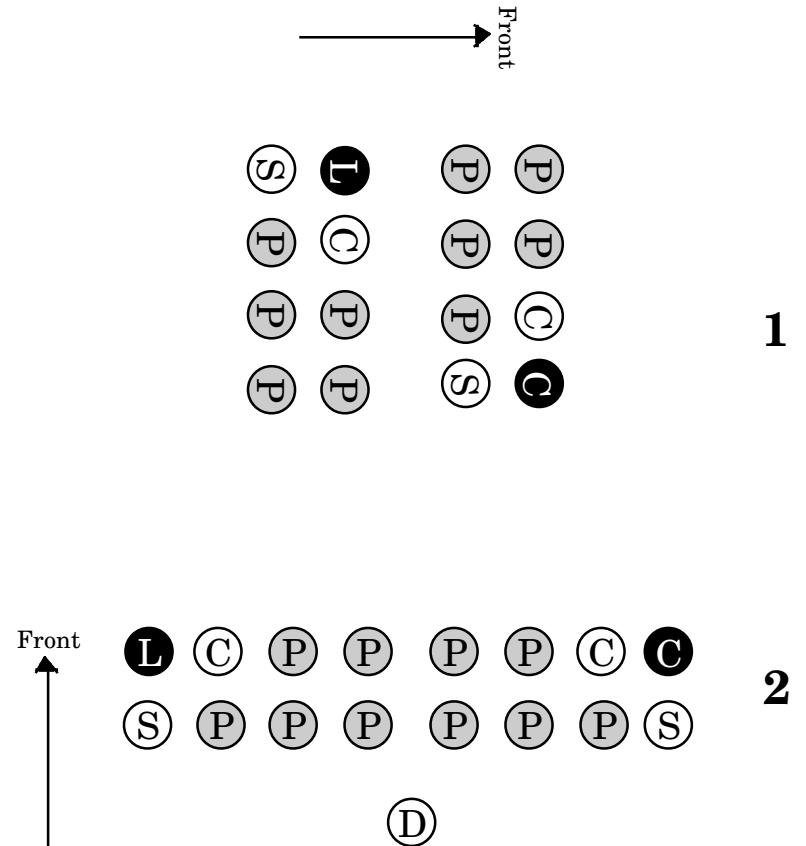


## Forming a Company Front (by Wheeling) from a Column of Platoons

GRENADIERS WILL WHEEL TO THE LEFT BY PLATOONS AND FORM FRONT...

BY PLATOONS... LEFT WHEEL!

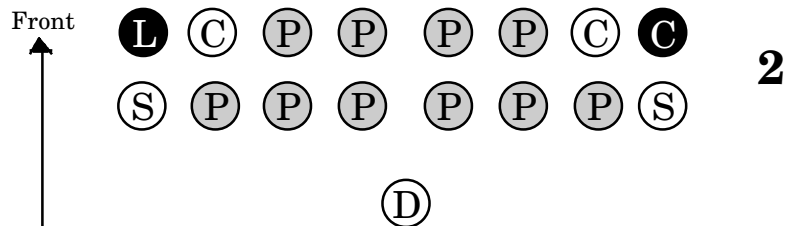
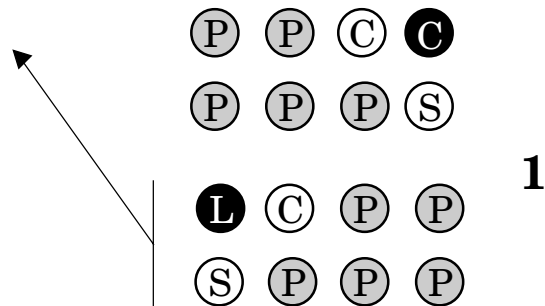
QUICK MARCH!



## Forming a Company Front (by Inclining) from a Column of Platoons

**GRENADIERS WILL FORM FRONT TO THE LEFT!  
QUICK MARCH!**

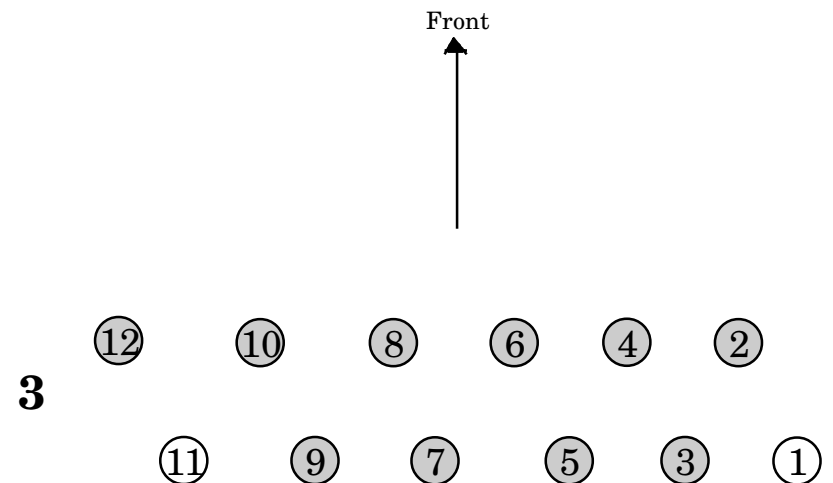
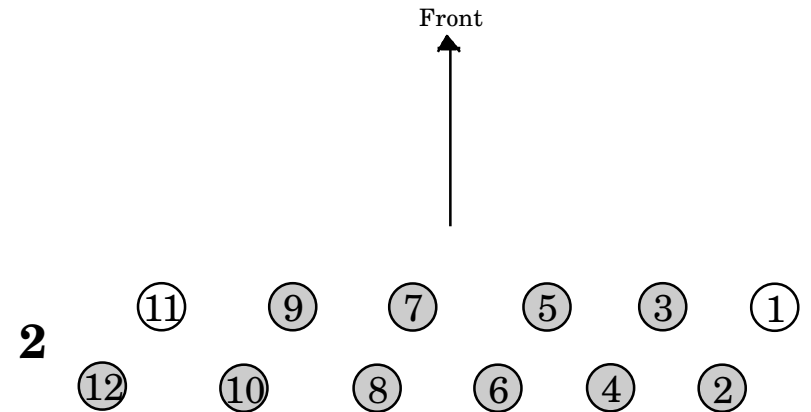
- 1 #1 Platoon stands fast.
- 2 #2 Platoon commander gives the order to Incline to the Left, Quick March!  
Halt!



## Firing by Ranks Whilst Retreating

- 1 GRENADIERS WILL FIRE RETREATING BY RANKS.
- 2 FRONT RANK...MAKE READY! PRESENT! FIRE!

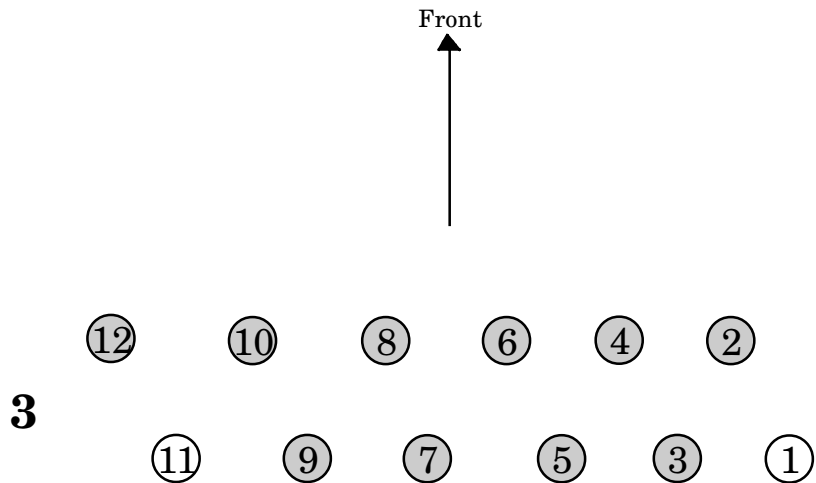
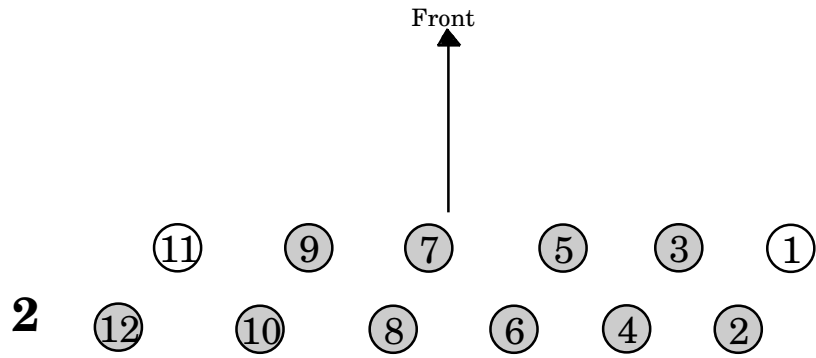
- 2 The Front Rank fires and comes to recover, faces about and retires behind the Rear Rank, fronts then primes and loads.
- 3 At the same time the new Front Rank primes and loads and commences firing.
- 4 Repeat until ordered to cease fire.



## Firing by Ranks Whilst Advancing (From Extended Order)

- 1 GRENADIERS WILL FIRE ADVANCING BY RANKS .
- 2 FRONT RANK...MAKE READY! PRESENT! FIRE!

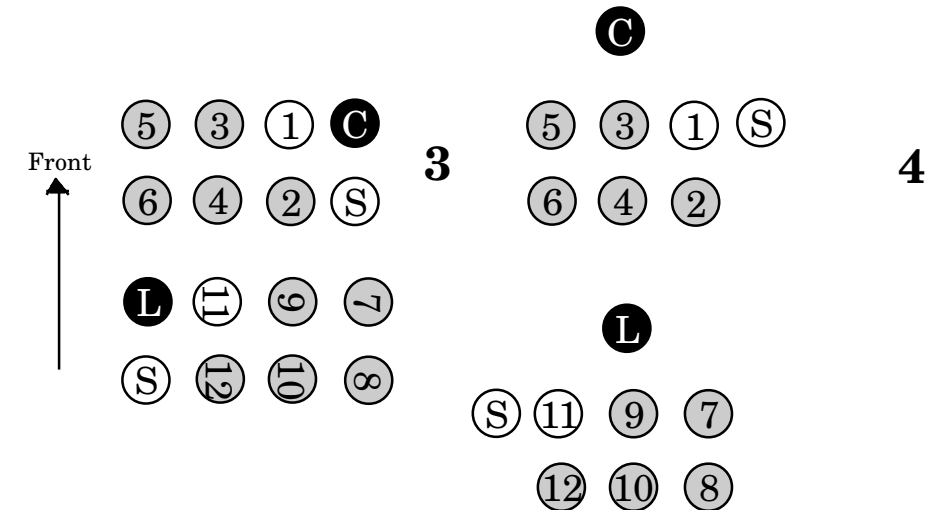
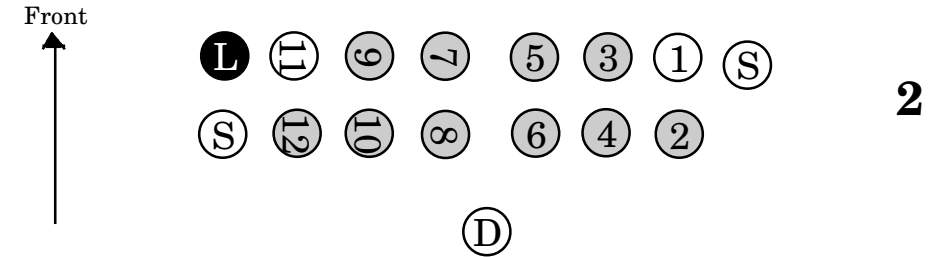
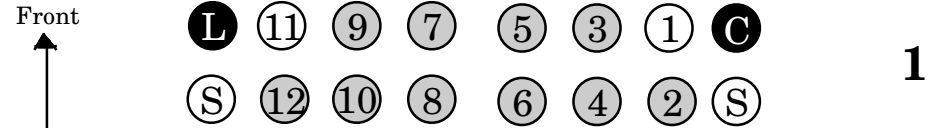
- 2 Front Rank follows order.
- 3 The Rear Rank advances immediately as soon as the Front Rank has fired, while the Rear Rank primes and load.
- 4 Repeat until ordered to cease fire.



## Advancing from the Right by Platoons

- 1 GRENADIERS WILL ADVANCE FROM THE RIGHT BY PLATOONS...
- 2 BY PLATOONS FROM THE RIGHT...ADVANCE!
- 3 QUICK MARCH!

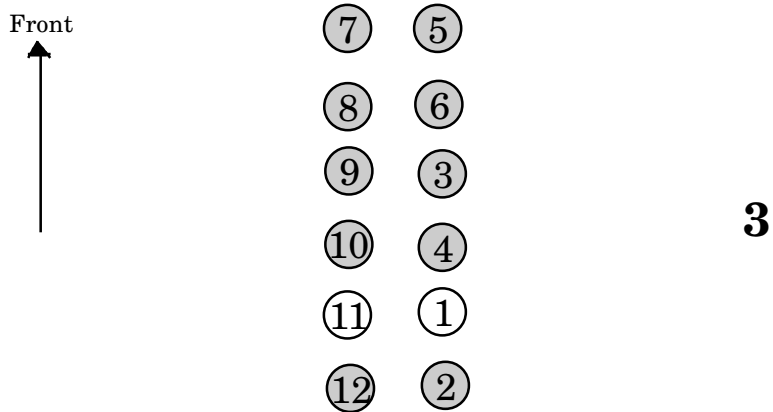


- 2 #1 Platoon stands fast. #2 Platoon faces to the right.
- 3 #1 Platoon advances. #2 Platoon advances until they reach the position of the #1 Platoon then turns left and continues to march.



## Advancing by Files from the Center

- 1 GRENADIERS WILL ADVANCE BY FILES FROM THE CENTER...
- 2 FROM THE CENTER...ADVANCE!
- 3 QUICK MARCH!


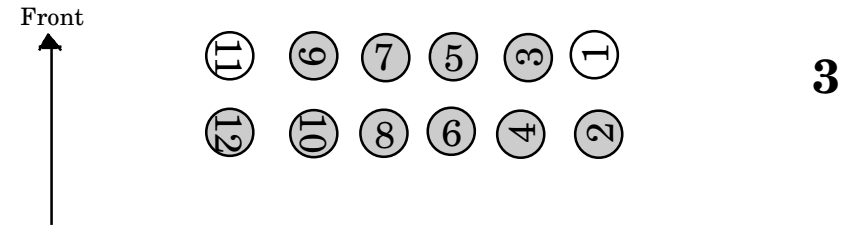
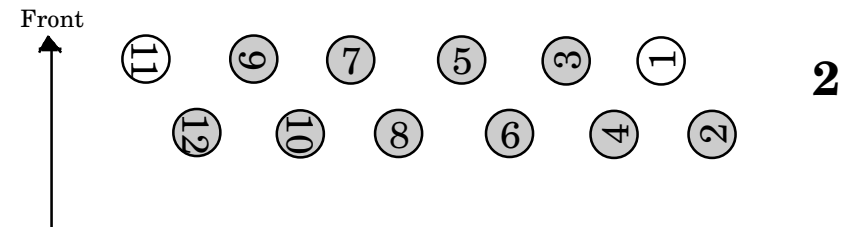
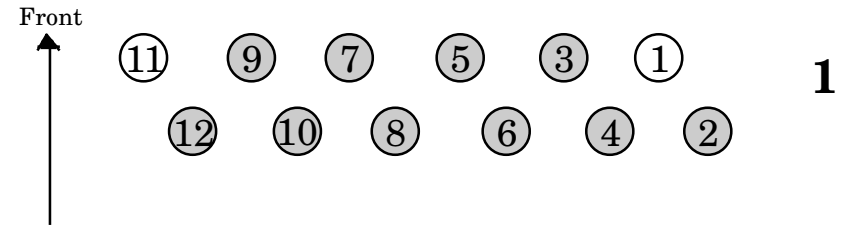
- 2 Center files stand still, remainder face inward.
- 3 Center files march forward, remainder, turn front upon reaching the center files' place.



## Closing to the Center

- 1 GRENADIERS WILL CLOSE TO THE CENTER...
- 2 QUICK MARCH!

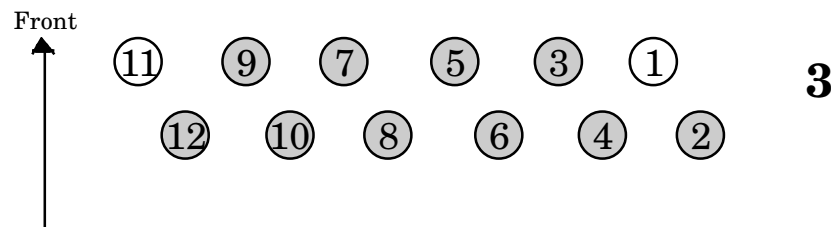

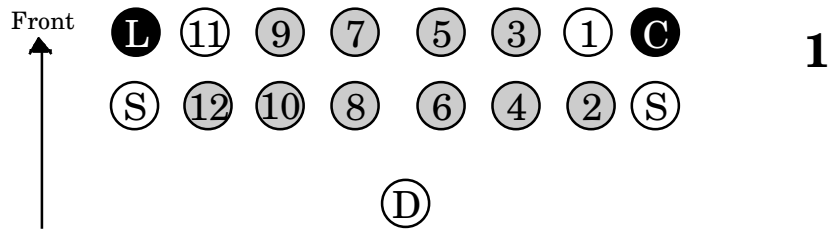
- 1 Except for the center file men in the front rank all face to the inward at the trail and close up then face front.



## Extending from the Center

- 1 **GRENADIERS WILL EXTEND FROM THE CENTER BY 2 PACES...**
- 2 **FROM THE CENTER...EXTEND!**
- 3 **QUICK MARCH!**


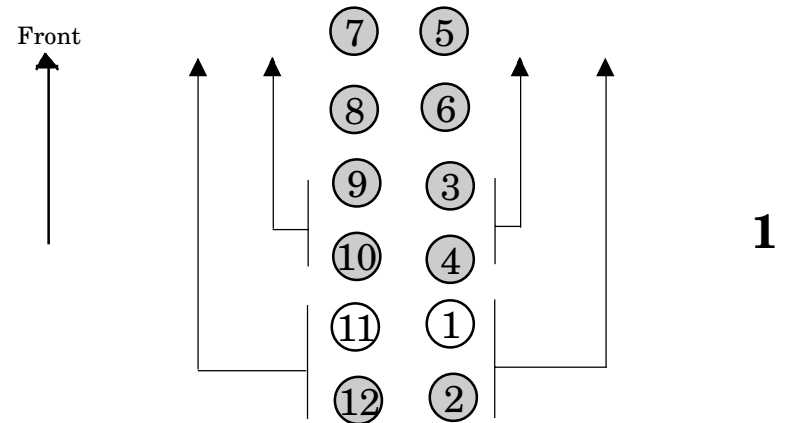
- 2 The center file stands still, remainder face outward.
- 3 All files march forward, until they are 2 paces from the file on their right (left), looking over their right (left) shoulders to estimate distance, then immediately face front. Rear rank to one step to the right so that each file is between the files in the front rank.
- 4 The file in front of which the officer gives the command is taken as the center file.



## Forming Front from a Column of Files after Advancing from the Center

- 1 **GRENADIERS WILL FORM FRONT...QUICK MARCH!**


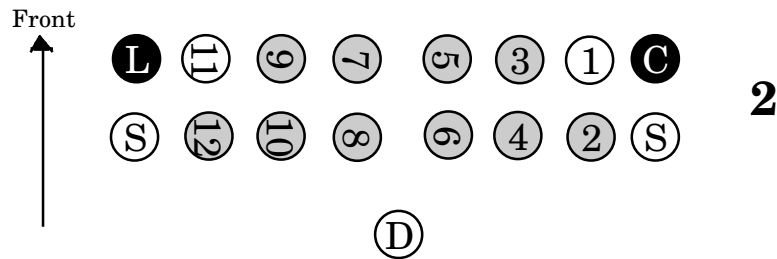

- 2 All files but the center files face outward.
- 3 Then march oblique into line.



## Advancing by Files from the Right

- 1 GRENADIERS WILL ADVANCE BY FILES FROM THE RIGHT...
- 2 FROM THE RIGHT...ADVANCE!
- 3 QUICK MARCH!


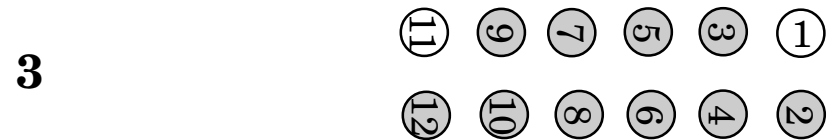
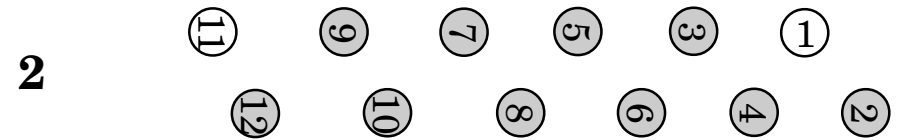
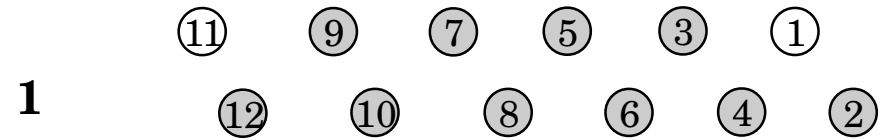
- 2 Two right hand files stand still, remainder face right.
- 3 Right hand files march forward, remainder, wheel by files upon reaching the right hand files' place.



## Closing to the Right (Left)

- 1 GRENADIERS WILL CLOSE TO THE RIGHT...
- 2 TO THE RIGHT (LEFT), CLOSE...
2. QUICK MARCH!

- 2 Except for the right (left) file man in the front rank all face to the right (Left)
3. Close up then face front.



## Extending to the Left (Right)

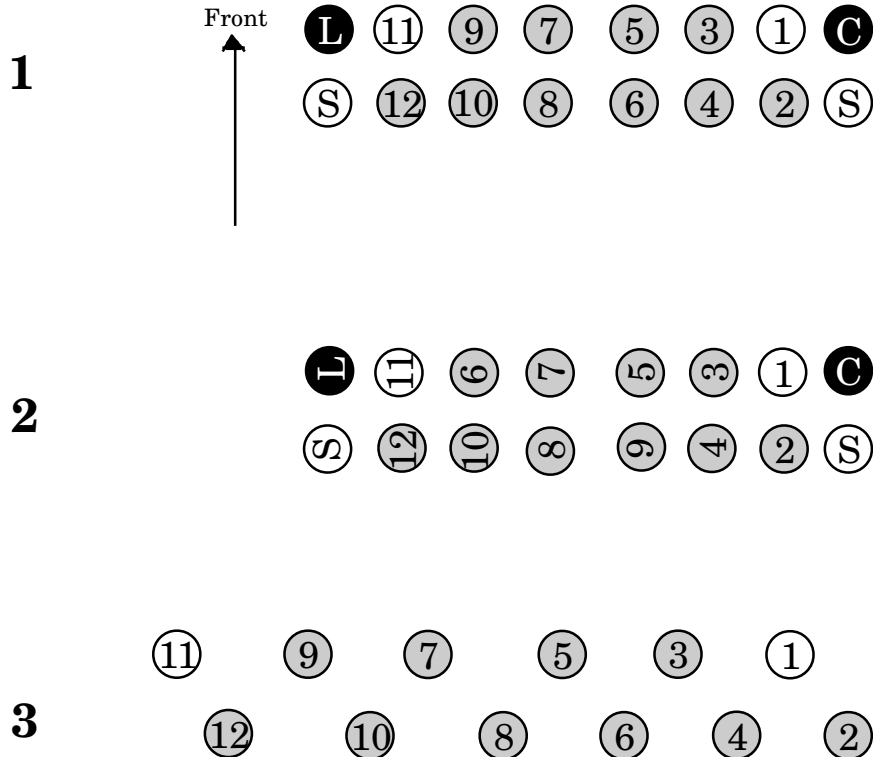
1 GRENADIERS WILL EXTEND TO THE LEFT (RIGHT) BY 2 PACES...

2 TO THE LEFT (RIGHT)...EXTEND!

3 QUICK MARCH!

2 Right (Left) hand file stand still, remainder face left (right).

3 All files march forward, until they are 2 paces from the file on their right (left), looking over their right (left) shoulders to estimate distance, then immediately face front. Rear rank takes one step to the right so that each file is between the files in the front rank.



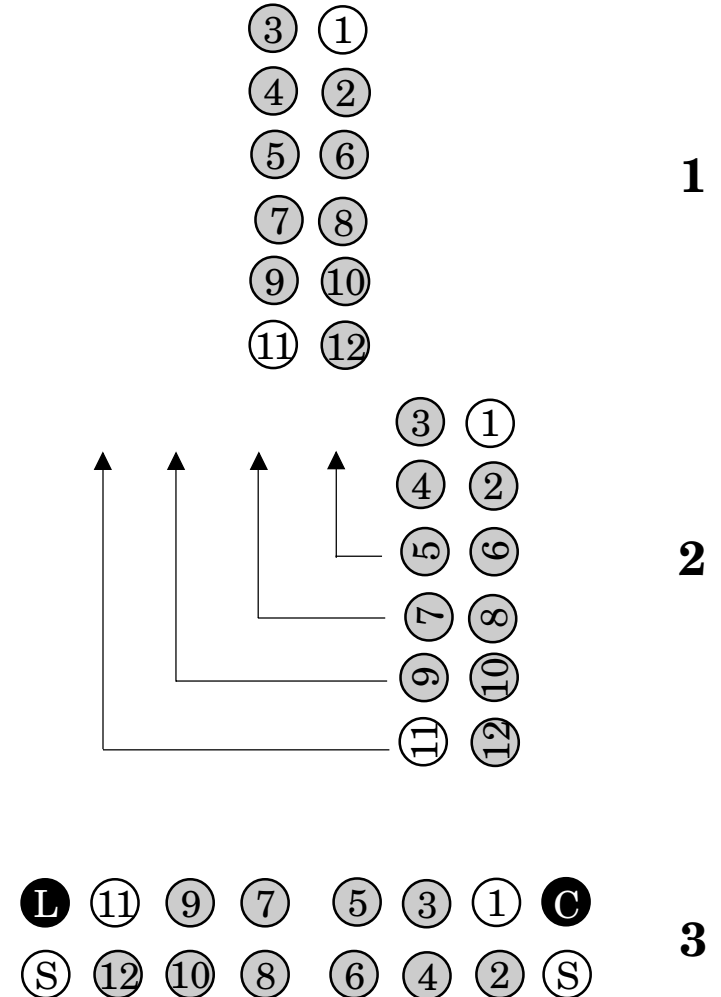
## Forming Front from a Column of Files after Advancing from the Right

1 GRENADIERS... FORM FRONT...

2 QUICK MARCH!!

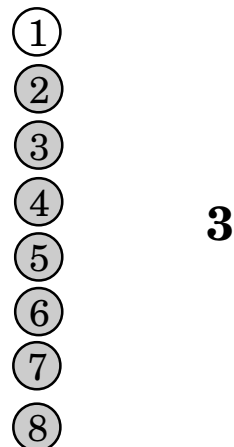
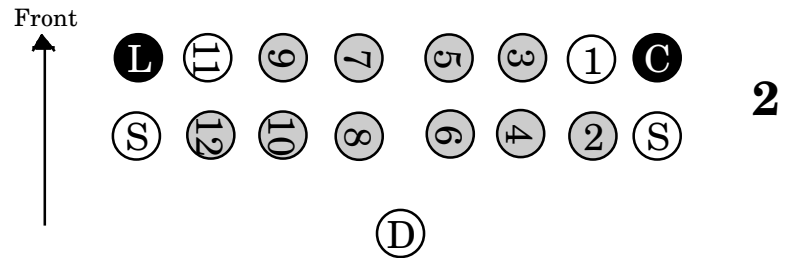

1 Two right hand files stand still, remainder face left

2 Wheel into line.



## Advancing from the Right by Indian Files

- 1 GRENADIERS WILL ADVANCE BY INDIAN FILES FROM THE RIGHT...**
  - 2 FROM THE RIGHT...ADVANCE!**
  - 3 QUICK MARCH!**
- 2** Right hand file stands still, remainder face right.
  - 3** Right hand file march forward, remainder, turn front upon reaching the right hand files' place.



## Forming Front from a Column of Indian Files

- 1 GRENADIERS WILL FORM FRONT...QUICK MARCH!**

- 1** Right hand file stands still, remainder march obliquely to original place in line.

