

On the command, TROOP

1. All officers come to advance
2. Captain advances 4 paces, faces left and centers on #1 platoon, faces front 8 paces before first rank
3. 2nd officer advances 2 paces, faces right then faces front 2 paces behind Capt
4. Ensigns face right, advances to 2 paces behind 2nd officer then faces front .
5. #1 platoon serjeant faces left, advances to right flank of #2 platoon and faces front
6. After all officers and NCOs take their places, the 2 fives and the Grenadier drummer advance, then face left until they center on the #1 platoon 2 paces behind the colour ensigns

and #2 platoon (the first of second platoon). The Commanding Officer (CO) will bring the parade to mark and then come to shoulder, then poise, then to order arms. The commander of the Escort is referred to as CAPT. The Escort is called ESCORT FOR THE COLOURS when marching out to retrieve the colours and ESCORT TO THE COLOURS when trooping the colours.

CO - TROOP

The Escort Drummer plays DRUMMERS CALL. Officers and NCOs take proper position. See Diagram B. At the conclusion of DRUMMERS CALL fives and drums take their positions

CO - ESCORT FOR THE COLOURS - ADVANCE...ARMS

CO - REMAINDER...EASE ARMS...CLAP HANDS

CAPT - ESCORT FOR THE COLOURS WILL CLOSE RANKS, REAR RANKS TAKE CLOSE DISTANCE... QUICK MARCH

Officers & Music stand fast

CAPT - ESCORT FOR THE COLOURS WILL ADVANCE BY PLATOONS FROM THE RIGHT BY PLATOONS, FROM THE RIGHT, ADVANCE

#1 platoon, officers & music stand fast
#2 platoon will face to the right

QUICK...MARCH

Fifes and Drum plays BRITISH GRENADIERS
#1 platoon, officers & music march forward
#2 platoon advances by files to the right until Corp gives commands
HALT, LEFT FACE, QUICK MARCH

The Escort marches out about a company length and then wheels to the left centering and guiding on the lodged colours

CAPT - ESCORT FOR THE COLOURS, TO THE LEFT...WHEEL

20 paces from the colours CAPT halts the escort

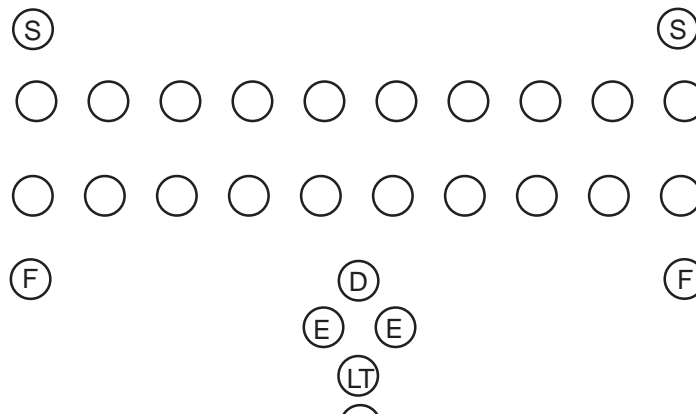
CAPT - ESCORT FOR THE COLOURS, HALT

CAPT - ESCORT FOR THE COLOURS WILL FORM FRONT. #2 PLATOON INCLINE TO THE LEFT...QUICK MARCH

#1 platoon and officers & music stand fast, #2 platoon inclines to the left until the Corp commands **FORWARD....HALT**

CAPT - ESCORT FOR THE COLOURS WILL DRESS TO THE RIGHT AT CLOSE ORDER...DRESS

Officers and music will face and take their position centered on the Escort See diagram below



SR ENSIGN - COLOUR PARTY TO THE RIGHT FACE, QUICK MARCH

SR ENSIGN - HALT, TO THE LEFT FACE...QUICK MARCH

Ensigns march to the lodged colours and halt about 4 paces from the colours.

Ensigns present arms and then return their swords to the scabbards

Quartermaster hands the Kings Colour to the senior ensign then the Regimental Colour to the other ensign

QM nods and the colour party right about wheels and stands fast

CAPT - ESCORT FOR THE COLOURS, PRESENT ARMS

Men present their arms

All officers render a hand salute RSM draws his sword and salutes

QM removes his hat or performs sword salute

Music plays one stanza of GOD SAVE THE KING (POINT OF WAR)

CAPT - ESCORT FOR THE COLOURS, SHOULDER ARMS

Ensigns take their place behind the #2 officer, as before

CAPT - ESCORT TO THE COLOURS, ADVANCE ARMS

**CAPT - ESCORT TO THE COLOURS WILL ADVANCE FROM THE RIGHT BY PLATOONS
BY PLATOONS, FROM THE RIGHT, ADVANCE**

Officers, NCO and music will take their positions in front of #1 platoon as before

#1 platoon, officers & music stand fast

#2 platoon will face to the right

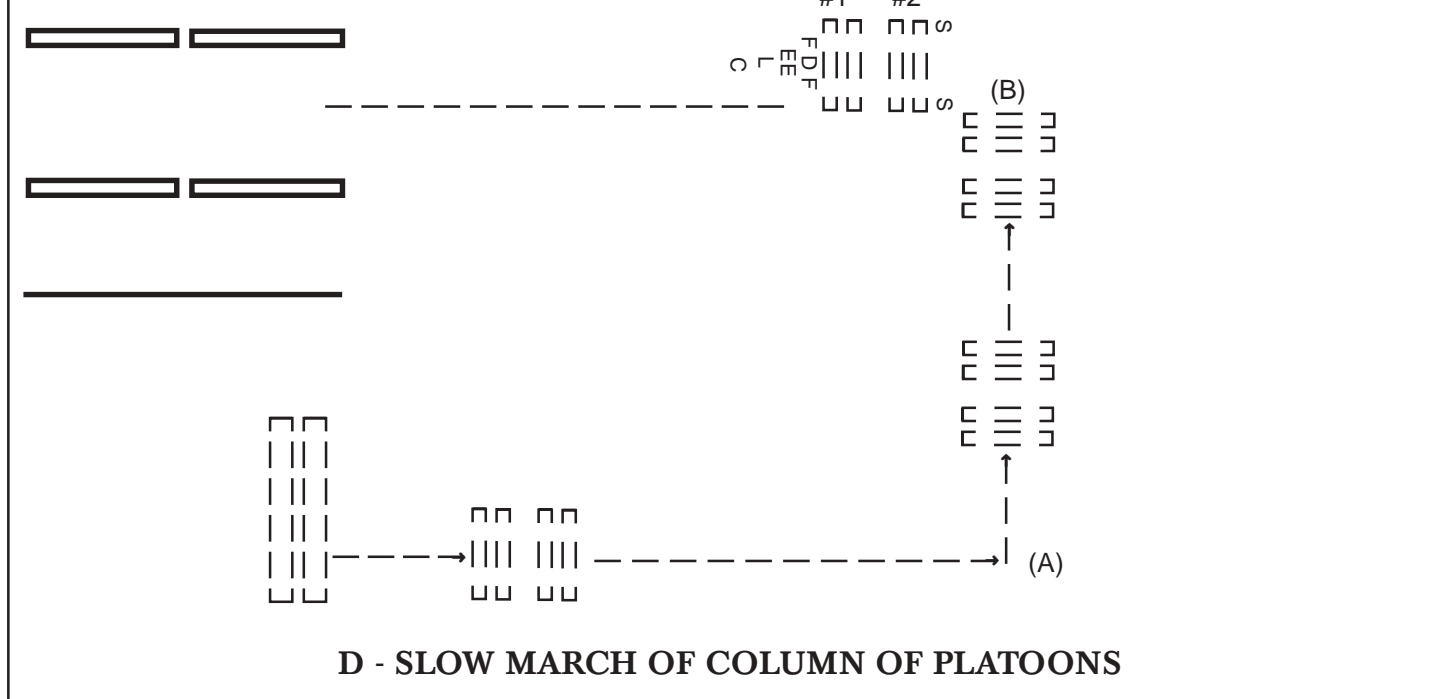
SLOW..MARCH

#1 platoon, officers & music march off

#2 platoon advances by files until Corp gives commands

HALT, LEFT FACE, QUICK MARCH

The music plays THE GRENADIERS MARCH (OR SCIPIO)



When the Escort is two company lengths beyond the left flank of the line the Captain will order a left wheel
 (See diagram D for column of platoons movement)

CAPT - ESCORT TO THE COLOURS TO THE LEFT...WHEEL (A)

When the left files of the escort are aligned with the opening between the ranks of the Brigade...

CAPT - ESCORT TO THE COLOURS TO THE LEFT...WHEEL (B)

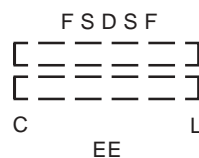
When the Capt reaches a point 20 paces from the left flank of the Brigade he halts the column

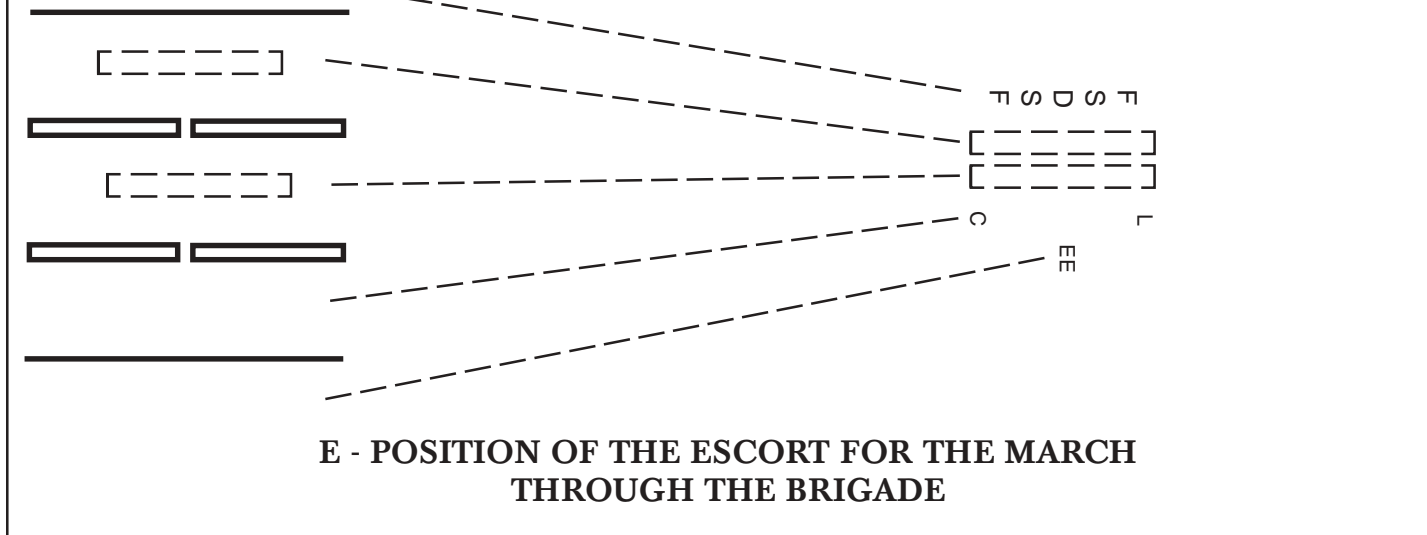
CAPT - ESCORT TO THE COLOURS, HALT

**CAPT - ESCORT TO THE COLOURS WILL WHEEL TO THE LEFT BY PLATOONS AND FORM FRONT.
 BY PLATOONS, TO THE LEFT WHEEL...**

The fifers and drummer march to the rear, the officers move to their positions in front with the ensigns four paces in front of the others. See Diagram E

QUICK MARCH





CAPT - ESCORT TO THE COLOURS TO THE RIGHT FACE

Colour Ensigns wheel to the right

When the Commanding Officer sees the Escort face to the right he will order the Brigade to attention...

CO - CROWN FORCES, HANDLE...ARMS

CO - MARCH ON THE COLOURS

Captain of the Escort acknowledges with **SIR** and stands fast

CO - CROWN FORCES, PRESENT...ARMS

Officers remain at Order, remainder, present arms!

The Full Music plays **SCIPIO** (OR **SEE THE CONQUERING HERO COMES**)

CO - CROWN FORCES, TO THE LEFT FACE

Captain of the Escort will march the colours through the ranks

CAPT - ESCORT TO THE COLOURS, SLOW MARCH

When the Colour Ensigns with the Colours reach the left flank of the Brigade, the Commanding Officer faces it to the right

CO - CROWN FORCES, TO THE RIGHT FACE

When the Colours reach the center of the Brigade, they halt and wheel to the left, stepping backwards into their places in the center of the line of officers.

CO - CROWN FORCES, SHOULDER...ARMS

At this point the music ceases

When the Colours take their place, the Grenadier Company ceases to function as the Escort, and they regain their post on the right of the Brigade. The Captain orders them to halt, face to the front and dress to the left

CAPT - GRENADIERS...HALT

TO THE FRONT FACE

DRESS TO THE LEFT AT CLOSE ORDER...DRESS

The Grenadiers will dress, each rank with the appropriate rank of the Brigade and the Fifers and Drummer will return to their places with the other Music